



CALENDÁRIO ACADÊMICO 202

Janeiro							1	Confraternização Universal
D	S	T	Q	Q	S	S	3	Retorno as atividades Administrativas
						1		
2	3	4	5	6	7	8	15	Formatura Solene 2ª Turma de PSICOLOGIA
9	10	11	12	13	14	15		
16	17	18	19	20	21	22		
23	24	25	26	27	28	29		
30	31							
Fevereiro								
D	S	T	Q	Q	S	S	14	início das aulas da Graduação em Administração/Psicologia/Odontolo
		1	2	3	4	5	28	Recesso acadêmico
6	7	8	9	10	11	12		
13	14	15	16	17	18	19		
20	21	22	23	24	25	26		
27	28						12dias	
Março							1	Carnaval

D	S	T	Q	Q	S	S		
		1	2	3	4	5		
6	7	8	9	10	11	12		
13	14	15	16	17	18	19		
20	21	22	23	24	25	26		
27	28	29	30	31			26 dias	
Abril							15	Sexta-Feira Santa
D	S	T	Q	Q	S	S	16	Recesso Acadêmico
					1	2	17	Páscoa
3	4	5	6	7	8	9	21	Tiradentes
10	11	12	13	14	15	16	9	Recuperação de Segunda-feira
17	18	19	20	21	22	23	23	Recuperação de Sexta-feira
24	25	26	27	28	29	30	23 dias	
Maio							1	Dia do Trabalhador
D	S	T	Q	Q	S	S	17	Aniversario de Santa Maria
1	2	3	4	5	6	7	7	Recuperação de Terça-feira
8	9	10	11	12	13	14	21	Recuperação de Quinta-feira
15	16	17	18	19	20	21		

22	23	24	25	26	27	28		
29	30	31						
							24dias	
Junho								
D	S	T	Q	Q	S	S	16	Corpus Christi
			1	2	3	4	4	Recuperação de Terça-feira
2	6	7	8	9	10	11	25	Recuperação de Quinta-feira
12	13	14	15	16	17	18		
19	20	21	22	23	24	25		
26	27	28	29	30				
							25dias	
Julho								
D	S	T	Q	Q	S	S	2	Último dia letivo
					1	2	2	Fechamento 2º Bimestre SOPHIA
3	4	5	6	7	8	9	04 a 9	Período de Exames
10	11	12	13	14	15	16		
17	18	19	20	21	22	23		
24	25	26	27	28	29	30		

31							02 dias	1º Semestre - 113 dias letivos											

A table with 15 empty columns and 1 row. The columns are separated by vertical lines. The first 8 columns are narrow, the next 3 are wider, and the last 4 are narrow again.

--	--	--	--	--	--	--	--	--	--	--	--	--	--	--

--	--	--	--	--	--	--	--	--	--	--	--	--	--	--	--	--	--	--	--

The page contains 15 vertical lines spaced evenly across the width, creating 14 columns for writing. The lines are black and extend from near the top margin to near the bottom margin.

--	--	--	--	--	--	--	--	--	--	--	--	--	--	--	--	--	--

A table structure consisting of 17 empty columns and a single row. The columns are defined by 18 vertical lines. The first 8 columns are narrow, the 9th column is wider than the previous ones, and the last 8 columns are narrow again, similar in width to the first 8. The entire table is currently empty.

The image shows a table structure consisting of 16 vertical lines that define 15 columns. The lines are evenly spaced across the width of the page. There is no text or data within the columns.

A series of 18 vertical black lines of equal length, spaced evenly across the page. These lines are intended to create columns for writing notes or answers.

A series of 15 vertical black lines of equal length, spaced evenly across the page. These lines are intended to create columns for writing notes or answers.

A series of 18 vertical black lines of equal length, spaced evenly across the page. These lines are intended to create columns for writing or recording data.

A series of 15 vertical black lines of equal height and width, spaced evenly across the page. These lines are intended to create columns for writing notes or answers.

The image shows a table with 15 empty columns and one empty row. The columns are separated by vertical lines, and the row is defined by the top and bottom lines of the page. There is no text or data within the table cells.

A series of 15 vertical black lines of equal height and width, spaced evenly across the page. These lines are intended to create columns for writing or recording data.

A series of 14 vertical black lines of uniform height and width, spaced evenly across the page. These lines are intended for writing text in a structured format, such as a list or a table with one column.

A series of 15 vertical black lines of equal height and width, spaced evenly across the page. These lines are intended to create columns for writing notes or answers.

The image shows a series of 16 vertical black lines spaced evenly across the page, intended for writing. These lines are arranged in two groups of eight, with a larger gap between the two groups.

A grid consisting of 15 vertical black lines spaced evenly across the page, intended for writing or recording data.

The image shows a table with 16 columns and 1 header row. The header row is empty. The table is represented by vertical lines forming the columns.

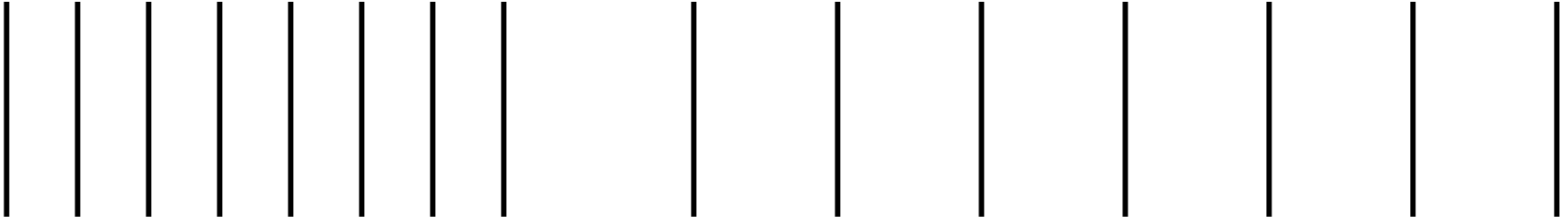
A series of 15 vertical black lines of equal length, spaced evenly across the page. These lines are intended to create columns for writing or recording data.



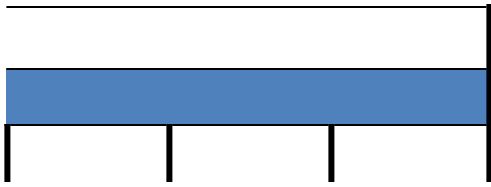
--	--	--	--	--	--	--	--	--	--	--	--	--	--	--

A series of 15 vertical black lines of equal height and width, spaced evenly across the page. These lines are intended to create columns for writing or recording data.

A series of 15 vertical black lines of equal height and width, spaced evenly across the page. These lines are intended to create columns for writing notes or answers.

--	--	--	--	--	--	--	--	--	--	--	--	--	--	--	--	--	--





A table with 15 empty columns and 1 row, defined by vertical black lines. The table is currently empty of any text or data.

A table with 15 empty columns and one row, likely intended for data entry or calculation. The columns are separated by vertical lines.

--	--	--	--	--	--	--	--	--	--	--	--	--	--	--

A table with 15 empty columns and 1 row, defined by vertical black lines.

--	--	--	--	--	--	--	--	--	--	--	--	--	--	--

A table with 14 empty columns and 1 row, represented by vertical lines.

A table with 14 empty columns and 1 row, defined by vertical black lines.

A table with 15 empty columns and 1 row, defined by vertical black lines.

A table with 15 empty columns and 1 row, defined by vertical black lines.

--	--	--	--	--	--	--	--	--	--	--	--	--	--	--

A table with 14 empty columns and 1 row, defined by vertical black lines.

--	--	--	--	--	--	--	--	--	--	--	--	--	--

--	--	--	--	--	--	--	--	--	--	--	--	--	--	--

--	--	--	--	--	--	--	--	--	--	--	--	--	--	--

A table with 15 empty columns and 1 row, represented by vertical lines.

--	--	--	--	--	--	--	--	--	--	--	--	--	--	--

A table with 14 empty columns and 1 row, defined by vertical black lines.

--	--	--	--	--	--	--	--	--	--	--	--	--	--

--	--	--	--	--	--	--	--	--	--	--	--	--	--	--

A table with 14 empty columns and 1 row, defined by vertical black lines.

A table with 14 empty columns and 1 row, defined by vertical black lines.

A table with 14 empty columns and 1 row, defined by vertical black lines.

--	--	--	--	--	--	--	--	--	--	--	--	--	--

--	--	--	--	--	--	--	--	--	--	--	--	--	--	--

A table with 15 empty columns and 1 row, defined by vertical black lines.

--	--	--	--	--	--	--	--	--	--	--	--	--	--	--

A table with 15 empty columns and 1 row, defined by vertical black lines.

--	--	--	--	--	--	--	--	--	--	--	--	--	--	--

A table with 14 empty columns and 1 row, represented by vertical lines.

--	--	--	--	--	--	--	--	--	--	--	--	--	--

A table with 15 empty columns and 1 row, represented by vertical lines.

--	--	--	--	--	--	--	--	--	--	--	--	--	--	--

